

# GLP Firmware Change Log





impression X5 IP Bar / GLP impression X5 IP Bar 1000 Firmware Log V1.1.5 / 07/19/2023

Below you will find the history of all fixture firmware versions since the release of the device. Please note the respective information on functional changes, extensions, optimizations, etc. Even if it is our goal to develop firmware updates without relevant performance changes, it can always happen that optimizations or bug fixes can affect the device performance. Please read the note on "INFO" as a matter of urgency.

We strongly advise that firmware updates be carried out on individual replacement devices first.

Likewise, updates should never be carried out shortly before an important use of the device. If in doubt, speak to your GLP Service Team.

## 17 Jul 2023 / Main changes from V1.1.3 to V1.1.5

NEW FEATURES & IMPROVEMENTS	<ul style="list-style-type: none"><li>Because of an added Filter holder frame to the X5 IP Bar, the tilt speed has to be adjusted with this software update: Tilt speeds for Performance Mode "Smooth", "Normal" and "Fast" were adjusted for best performance. "Normal" speed is minimal decreased for a save performance with installed filter. "Fast" speed is adjusted to max. speed for use without installed filter.</li></ul>
BUG FIXES	<ul style="list-style-type: none"><li>n/a</li></ul>
UPDATE PROCESS	<p>Update the Main Application V 1.1.5 via DMX/RS485 via D3Prog (impression-X5_1.1.5_DMX.bin)</p>
INFO	<p> This update is show critical as the tilt speed is changed to work with the added filter holders and optional filters.</p> <p> This update is an important update that should be installed to prevent device errors.</p>
VERSION PACKAGE	impression-X5_1.1.5_DMX.bin (provided via website as download and iQ.Service App )

# GLP Firmware Change Log

impression X5 IP Bar / GLP impression X5 IP Bar 1000 Firmware Log V1.1.5 / 07/19/2023

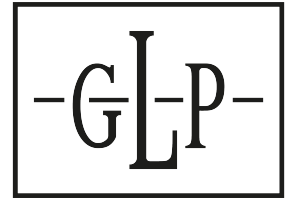


## 02 Jun 2023 / Main changes from V1.0.1 to V1.1.3

NEW FEATURES & IMPROVEMENTS	<ul style="list-style-type: none"><li>Renamed DMX Mode 5 to <b>Multipix Compressed RGB</b></li><li>Added new DMX Mode 6: <b>Multipix Compressed RGBL</b></li><li>Added beta Firmware support. Version number has <b>-beta</b> appended and the screen background is purple.</li></ul>
BUG FIXES	<ul style="list-style-type: none"><li>Zoom, Pan and Tilt can freeze (very seldom) because of bus transmission issues</li><li>Gamma correction was accidentally applied to background layer pixels in any ColorMix Mode. Gamma correction should only be applied in ColorMix Mode: RGB. This resulted in different color outputs when the same color values were applied to foreground and background layer.</li><li>Lightning shutter effect was not working correctly</li><li>optimization of the SW of the motor driver boards</li></ul>
UPDATE PROCESS	<p><b>Fixtures need 1 update, if V1.0.1 or higher is installed already.</b></p> <p><b>Via D3Prog (RS485/DMX) :</b></p> <ol style="list-style-type: none"><li>Update the Main Application V 1.1.3 via DMX/RS485 via D3Prog (impression-X5_1.1.3_DMX.bin)</li></ol> <p><b>Optional via iQ.Service App (no Login needed) :</b> Change the Control Protocol in the Fixtures Protocol Setup Menu to iQ.Mesh, or via DMX Control Channel to iQ.Service Connect: DMX 012-013 (4,7% - 5,1%)</p> <ol style="list-style-type: none"><li>Update the Main Application V 1.1.3</li></ol> <div><p><b>Please make sure that no other DMX receivers or consoles are active on the line and fixtures Control Protocol is set to DMX!</b></p></div>
INFO	<p><b>⚠ This update is show critical as the color mix bug (Gama correction bug) is solved and should not be done on site, especially when background colors are programmed and in use.</b></p> <p><b>⚠ This update is an important and urgently needed firmware update that should be installed to prevent device errors.</b></p>
VERSION PACKAGE	impression-X5_1.1.3_DMX.bin (provided via website as download and iQ.Service App )

# GLP Firmware Change Log

impression X5 IP Bar / GLP impression X5 IP Bar 1000 Firmware Log V1.1.5 / 07/19/2023



23 Mar 2023 / **Main changes from V0.14.5 to V1.0.1**

VERSION DETAILS	<ul style="list-style-type: none"><li>• Updated Color Calibration (4.5.0) (via iQ.Service App)</li><li>• Added iQ.Gamut Color selection: Full, Rec.2020, Rec709, DCIP3.65</li><li>• Added: Dimmer Curves Linear and S-Curve</li><li>• Added and adjusted Fan Modes. Regulated Mode will be much more quite and turn off all fans when LEDs off and the temperature allows fans off.</li><li>• Added: PWM Settings</li><li>• Added: Hibernate : Caution, fixture needs wakeup via DMX or power-cycle to leave hibernate.</li><li>• Added: Advanced Service Menu: Job Offsets ( Pan, Tilt, Zoom)</li><li>• Added: RDM : Set Factory Default Settings</li><li>• Added: RDM : Get Fixture Serial Number</li></ul>
BUG FIXES	<ul style="list-style-type: none"><li>• Fixed: Color Mixing: Previous Color Calibration version could lead to color and intensity jumps</li><li>• Fixed: Increased Zoom Speed in Normal Performance Mode back to normal speed (faster).</li><li>• Fixed: iQ.Mesh: Activate iQ.Mesh via DMX Control Channel, as long as the DMX Slot (012-013) is selected. When the slot is not selected anymore a 5 minute timeout starts after which the iQ.Mesh module will fall asleep.</li><li>• Fixed: Update via iQ.Service App works fast as supposed to be. Unfortunately after this update ..</li><li>• Changed: No Signal Mode: Default is now DMX-Hold</li></ul>

# GLP Firmware Change Log

impression X5 IP Bar / GLP impression X5 IP Bar 1000 Firmware Log V1.1.5 / 07/19/2023



UPDATE PROCESS	<p><b>Fixtures need 4 updates. One after the other.</b></p> <p><b>Via D3Prog / RS485/ DMX</b></p> <ol style="list-style-type: none"><li>1. Update the Main Bootloader V1.0.0 via DMX/RS485 via D3Prog (impression-X5_1.0.0_BOOTDMX.bin)</li><li>2. Update the Main Application V 1.0.1 via DMX/RS485 via D3Prog (impression-X5_1.0.1_DMX.bin)</li></ol> <p><b>Change the Control Protocol in the Protocol Setup Menu to iQ.Mesh: Update via iQ.Service App:</b></p> <ol style="list-style-type: none"><li>3. Update the iQ.Mesh Version to V5.0.31</li><li>4. Update the Color Calibration to V4.5.0</li></ol> <p><b>If you have fixtures below version 0.14.5 or just an older set bootloaders:</b> it could occur that after the BL update (step 1) the fixture needs about 5 minutes to prepare all internal updates with its display off. <b>Please do allow the fixture these 5 minutes before proceeding with the main update step 2, while display is off still. The display will come back automatically during step 2.</b></p> <p>The first two updates have to be done via DMX, D3Prog, daisy chain. When importing the bin files to a D3Prog make sure that you choose the file type „BIN“ before uploading the file to the programmer.</p> <div><p><b>Please make sure that no other DMX receivers or consoles are active on the line and fixtures Control Protocol is set to DMX for step 1 and step 2 and iQ.Mesh ( iQ.Data) for step 3 and step 4 . Do set to iQ.Mesh via Protocol setup menu, only! All fixture settings will perform a reset to factory defaults after the main application update (step 2), if updateing from 0.X.X to 1.X.X After step 4 remember to change back the Protocol Data In to DMX.</b></p></div>
INFO	<p><b>⚠ This update is show critical as pattern, dimming, colormix and shutter behavior is changed and should not be done on site.</b></p>
VERSION PACKAGE	<p>impression-X5_1.0.0_BOOTDMX.bin (provided via website/download) impression-X5_1.0.1_DMX.bin (provided via website/download) iQ.Mesh V5.0.31 (comes with the iQ.Service App V1.4.2) ColorCalibration V4.5.0 (comes with the iQ.Service App V1.4.2)</p>

11 Jan 2023 / **Main changes from V0.14.4 to V0.14.5**

VERSION DETAILS

• N/A

# GLP Firmware Change Log

impression X5 IP Bar / GLP impression X5 IP Bar 1000 Firmware Log V1.1.5 / 07/19/2023



BUG FIXES	<ul style="list-style-type: none"><li>• Fixed bug in dimmer curve in RGBL - ColorMix Mode</li></ul>
UPDATE PROCESS	<p><b>If fixtures are on V0.12.6 or earlier</b> an iQ.Mesh Update has to be performed via the iQ.Mesh App. Afterwards 2 files have to be uploaded via DMX/RS485. First the new Bootloader, second, the Main application. Please take care that fixtures don't loose power between the two updates. <b>(1, 2, 3)</b> For the mesh update please refer to the separate mesh update manual.</p> <p><b>If fixtures are already on V0.14.4</b> only the main application V0.14.5 has to be uploaded. <b>(3)</b></p> <p><b>1.)</b> Mesh Update to Version 5.0.26</p> <p><b>2.)</b> Upload: impression-X5_0.14.5_BOOTDMX.bin</p> <p>This has to be done via DMX, D3Prog, daisy chain. To get all drivers internally updated please wait 5 minutes after this update before you proceed with step 2. During Step1 the fixtures display can go off. Don't worry. Just wait the specified 5 minutes. The display will go On after step 2 again.</p> <p><b>3.)</b> Upload: impression-X5_0.14.5_DMx.bin</p> <ul style="list-style-type: none"><li>• When importing the bin files to a D3Prog make sure that you choose the file type „BIN“ before uploading the file to the programmer.</li></ul> <p><b>The fixtures can be updated daisy chain via DMX/RS485. Please make sure that no other DMX receivers or consoles are active on the line and fixtures Control Protocol is set to DMX</b></p>
INFO	<p><b>⚠ This update is show critical as pattern, dimming, colormix and shutter behavior is changed and should not be done on site. V0.12.4 and 0.12.6 is stable, still.</b></p>
VERSION PACKAGE	<p>impression-X5_0.14.5_DMx.bin impression-X5_0.14.5_BOOTDMX.bin</p>