

GLP Firmware Change Log




impression FR10 Bar / Firmware Log / 03/13/2023

Below you will find the history of all fixture firmware versions since the release of the device. Please note the respective information on functional changes, extensions, optimizations, etc. Even if it is our goal to develop firmware updates without relevant performance changes, it can always happen that optimizations or bug fixes can affect the device performance. Please read the note on "INFO" as a matter of urgency.

We strongly advise that firmware updates be carried out on individual replacement devices first.



Likewise, updates should never be carried out shortly before an important use of the device. If in doubt, speak to your GLP Service Team.

27 Feb 2023 / Main changes from V60 to V62	
BUG FIXES	<ul style="list-style-type: none">Solved: Fixtures loosing tilt and zoom position. The problem occurs during very very slow movements, only, but position can shift then extremely !
UPDATE PROCESS	<ul style="list-style-type: none">Update with D3Prog, only, Version 42 or higher / PC software Version 605 or higher, daisy chain via RS485/DMX
VERSION DETAILS	<ul style="list-style-type: none">Update: FR_10_DMX_V62.bin
INFO	<p> Updating is show sensitiv as zoom and tilt speed was affected by the bug!</p> <ul style="list-style-type: none">To prepare fixtures below version 60, a Bootloader update has to be installed before updating the main firmware V62. Both updates could be done via DMX (daisy chain), one after the other.
23 Sep 2022 / Main changes from V51 to V60	
FEATURES	<p>As there is no stable supply for Tilt motor driver ICs guaranteed anymore for our mass production we need to react and produce now with different ICs.</p> <p>This software V60 is running on all supplied hardware versions.</p> <p>To prepare fixtures below version 60 a Bootloader updated has to be installed before updating the main firmware V60. Both updates could be done via DMX (daisy chain), one after the other.</p>
BUG FIXES	<ul style="list-style-type: none">None. Version 51 is stable, still. However for future updates we recommend to update all fixtures to V60 as soon as possible.

GLP Firmware Change Log

impression FR10 Bar / Firmware Log / 03/13/2023




UPDATE PROCESS	<ul style="list-style-type: none">• Update with D3Prog, only, Version 42 or higher / PC software Version 605 or higher, daisy chain via RS485/DMX• Change file type to .bin before you load the file with the PC software onto the D3Prog and make sure fixtures are running in DMX Mode.• Make sure no other DMX controllers or responders are active. <ol style="list-style-type: none">1. Update: FR_10_Main_Up_BI_V6.bin. After the update fixtures will check themselves if battery level is OK to continue with the update. If the battery is too low, a warning will appear. So you can then either wait until the battery is charged or you can continue, confirming warning by pressing any button. Just make sure that fixtures and the uploader is connected to stable mains.2. Repower, fixtures start blinking >> boottloader is waiting for main application.3. Update: FR_10_DMX_V60.bin
VERSION DETAILS	<ul style="list-style-type: none">• FR_10_Main_Up_BI_V6.bin• FR_10_DMX_V60.bin
INFO	 Updating is not recommended during an ongoing production.
12 Aug 2022 / Main changes from V46 to V51	
FEATURES	--
BUG FIXES	<ul style="list-style-type: none">• Fixed a Bug in the LED Driver (no hard strobe was possible)
UPDATE PROCESS	<ul style="list-style-type: none">• Update with D3Prog, only, Version 42 or higher / PC software Version 605 or higher, daisy chain via RS485/DMX• Change file type to Bin before you load the file with the PC software onto the D3Prog and make sure fixtures are running in DMX Mode.• Make sure no other DMX controllers or responders are active.
VERSION DETAILS	<ul style="list-style-type: none">• FR_10_DMX_V51.bin
INFO	 The update is show critical as the dimming and shutter behaviour is affected.

GLP Firmware Change Log

impression FR10 Bar / Firmware Log / 03/13/2023



20 Jul 2022 / Main changes from V33 to V46

FEATURES	<ul style="list-style-type: none">• Added: Subfixture Mode: Normal (default) or Independent. Set via DMX and Display Menu. When Independent the dimmer of the main module has no effect of the output of the sub modules (V34)• Added: RDM PID: Art-Net Universe and sACN universe• Added: RDM PID: Save fixture settings• Modified: RDM Discovery
BUG FIXES	<ul style="list-style-type: none">• Resolved: Dimmer Bug in Mode4. No output when dimmer curve is set to soft and color mix priority is set to Mix (V34)• Resolved: Bug in Subfixture Mode Independent, sub module was not independent (V36)
UPDATE PROCESS	<ul style="list-style-type: none">• Update with D3Prog, only, Version 42 or higher / PC software Version 605 or higher, daisy chain via RS485/DMX• Change filetype to Bin before you load the file with the PC software and make sure fixtures are running in DMX Mode.• Make sure no other DMX controllers or responders are active.
VERSION DETAILS	<ul style="list-style-type: none">• FR_10_DMX_V46.bin
INFO	 The update is show critical as some bugs were solved affecting the fixtures output.


22 Dec 2021 / Main changes from V30-12-3 to V33

BUG FIXES	<ul style="list-style-type: none">• Resolved: Changed Zoom Speed in Performance Mode Smooth to reduce noise• Resolved: Bug in DMX Mode 3 "Multipix" in Color Priority Mode "Mix" In Color Priority Mode Mix pixels flicker randomly.• Resolved: Some RDM responses come too early.
-----------	--

GLP Firmware Change Log

impression FR10 Bar / Firmware Log / 03/13/2023





UPDATE PROCESS	<ul style="list-style-type: none">• Update with D3Prog, only, Version 42 or higher / PC software Version 605 or higher, daisy chain via RS485/DMX• Change filetype to Bin before you open the file with the PC software and make sure fixtures are running in DMX Mode.• Make sure no other DMX controllers or responders are active.• First, if your fixtures are on Version 26 or earlier: Upload Bootloader V5 via RS485/ DMX daisy chain After updating the Bootloader, wait until you are asked to re-power the fixture. Re-power, then the display will blink two times repeatedly, showing that the fixture is waiting for the Main Application.• Second: Upload Main Version 33 via RS485/ DMX daisy chain. When the update is finished the fixture will make a reset.
Version Details	<ul style="list-style-type: none">• FR_10_DMX_V33.bin• FR_10_Main_Up_BI_V5.0.bin
INFO	 The update is show critical as the zoom speed is reduced in the smooth performance mode.
16 Aug 2021 / Main changes from V24-10-3 to V30-12-3	
FEATURES	<ul style="list-style-type: none">• Added: RDM via Artnet (if Auto-IP is used)• Added: Color Mix Priority Setting (with 3 options) in the control channel and display menu for Mode 2 and Mode 4. Mix (HTP)(Default), Priority L3 > L2 > L1, Priority L1 > L2 > L3
BUG FIXES	<ul style="list-style-type: none">• Resolved: Changed the Pattern style according to Pattern document FR10Bar Rev20200928• Resolved: Bug in the Bootloader behavior therefore 2 updates have to be performed in sequence via DMX• Fixed: The Global Intensity Channel CH 03 & 04 , as well as the Global Shutter Channel CH 05 will control the Output of the full fixture (all Layers). This was not working in V24 and V20
UPDATE PROCESS	<ul style="list-style-type: none">• Update with D3Prog, only, Version 42 or higher / PC software Version 605 or higher, daisy chain via RS485/DMX• Change file type to Bin before you open the file with the PC software and make sure fixtures are running in DMX Mode.• Make sure no other DMX controllers or responders are active.• First: Upload Bootloader V5 via RS485/ DMX daisy chain After updating the Bootloader, wait until you are asked to re-power the fixture. Re-power, then the display will blink two times repeatedly, showing that the fixture is waiting for the Main Application.• Second: Upload Main Version 30 via RS485/ DMX daisy chain. When the update is finished the fixture will make a reset.

GLP Firmware Change Log

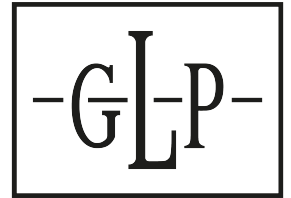
impression FR10 Bar / Firmware Log / 03/13/2023



Version Details	<ul style="list-style-type: none">• V30 Main, V12 LED, V3 Motor Driver• BL V5
INFO	 The update is show critical, as global intensity and shutter channels bug is fixed, Color Mix priority Setting is added and Pattern were corrected.
30 Sep 2020 / Main changes from V20-10-3 to V24-12-3	
FEATURES	<ul style="list-style-type: none">• Added Service Mode: hold menu button 1 and 4 three seconds while booting to deactivate tilt motor
BUG FIXES	<ul style="list-style-type: none">• Resolved: RDM Device label was not displayed correctly• Resolved: Transition function affects change behaviour from step to step within the same pattern by mistake.• Resolved: Shutter Random Single Pixel was not random
Version Details	<ul style="list-style-type: none">• V24 Main, V12 LED, V3 Motor Driver• BL V4
03 Feb 2020 / Main changes from V0.6.4 to V0.6.6	
IMPROVEMENT	<ul style="list-style-type: none">• Added fan detection for different fan models
UPDATE PROCESS	<ul style="list-style-type: none">• Update with D3Prog, only, Version 38 or higher / PC software Version 605 or higher, daisy chain via RS485/DMX• Change file type to Bin before you open the file with the PC software and make sure fixtures are running in DMX Mode.
Version Details	<ul style="list-style-type: none">• V20 Main, V10 LED, V3 Motor Driver
INFO	 Update from V17 to V19 or V20 is show critical as of shutter, pattern and timing changes !

GLP Firmware Change Log

impression FR10 Bar / Firmware Log / 03/13/2023



12 Dec 2019 / Main changes from V17-10-3 to V19-10-3	
FEATURES	<ul style="list-style-type: none">• Added: Main display screen is now showing Art-Net or sACN universe including IP-Address when Art-Net or sACN is chosen as input protocol.• Added: Main display screen is showing the used DMX channel range (eg: 310 ..334)
BUG FIXES	<ul style="list-style-type: none">• Resolved: No-DMX Scene: Tilt position was not stored correctly• Resolved: Pattern sync of more than 1 pattern failed.
Version Details	<ul style="list-style-type: none">• V19 Main, V10 LED, V3 Motor Driver
12 Dec 2019 / Main changes from V8-8-3 to V17-10-3	
FEATURES	<ul style="list-style-type: none">• Added RDM PIDs for Load factory backup and Load fixture settings
BUG FIXES	<ul style="list-style-type: none">• Resolved: Continuous change in shutter channel was not correct.• Resolved: Issue with Pixel Mirror, pattern offset and transition timing• Resolved: Default DMX Mode ; Default DMX Mode is Mode 1
Version Details	<ul style="list-style-type: none">• V17 Main, V10 LED, V3 Motor Driver
26 Sep 2019 / Fieldtest V8.8.3	
Info	First release field test version

File

 [GLP impression FR10 V62 Firmware Log File 20230227.pdf](#)

Modified

Feb 27, 2023 by [Michael Müller](#)